

solar frosted lantern



Introduction

Solar Lights work by using electricity generated by the solar panel to charge internal batteries. These batteries are then used to power the light. When switched on the lights automatically illuminate at night by using a light sensor. The duration of illumination will depend on the amount of sunlight and therefore charge received by the batteries.

Contents




Solar Top




Spike

Frosted Glass Lantern
(with scroll or dragonfly pattern)

Position




Position to receive the maximum amount of sunlight.



Do not position under a light as this will prevent the light from switching on at night.

First Use

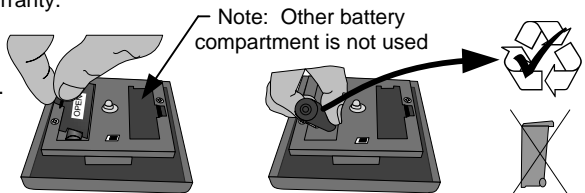
Although there may be some initial charge in the battery we recommend fully charging it before first use. Leave the switch in the off position for 2 sunny days to ensure the battery is fully charged. Once fully charged switch on, the light will automatically illuminate when it gets dark. You can cover the solar panel to test that the light is operating.



Battery

Rechargeable batteries become less efficient with repeated charge-discharge cycles and the battery capacity reduces. If you find that the battery appears to be less efficient or does not run for long we suggest you first try to boost charge it. Switch off for 3 to 5 sunny days to allow the maximum charge to the battery. If after this boost charge your battery still does not perform to expectations you should replace it. All our batteries are covered by a 1 year warranty.

To change the battery open the left compartment as shown, remove the existing battery and replace with a new one. Only use Ni-MH or Ni-Cd rechargeable batteries. Please ensure that the battery is disposed of according to local regulations.



Customer Service

For immediate answers visit our website www.smartsolar.com where you will find extensive trouble shooting, FAQs and support. Alternatively contact us using the details below:

Web: www.smartsolar.com

Email: ussupport@smartsolar.com

Tel: +1 813 343 5775